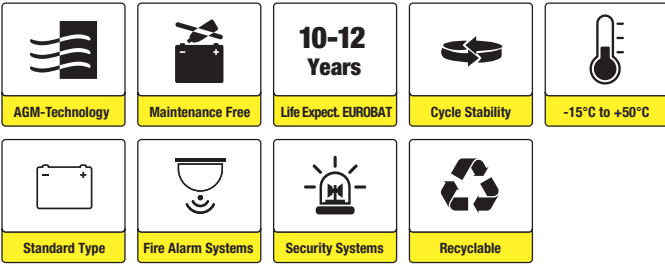




SB12-65S/SB12-65SV0 (12V65Ah)



Applications

- Uninterruptable Power Supply (UPS)
- Electric Power System (EPS)
- Emergency backup power supply
- Emergency light
- Railway signal
- Alarm and security system
- Communication power supply
- DC power supply

Certificates

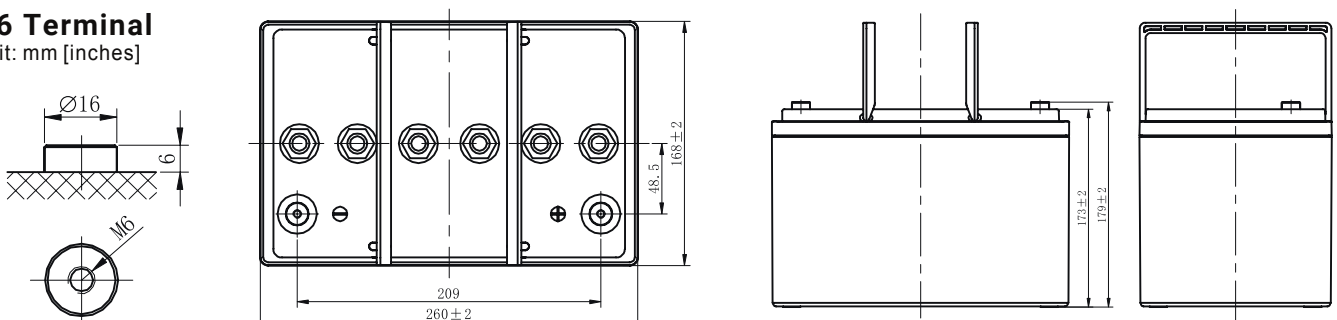


Specifications

Nominal Voltage	12V	Nominal Oper. Temp. R.	25±3°C
Nominal Capacity	65.0Ah (C ₂₀ , 1.80V/cell)	Cycle Use	Initial Charging Current less than 18.0A. Voltage 14.4V~15.0V at 25°C. Temperature Coefficient -30mV/°C.
Approx. Weight	19.0kg	Standby Use	No limit on Initial Charging Current. Voltage 13.5V~13.8V at 25°C Temp. Coefficient -20mV/°C
Terminal	M6	Capacity affected by Temp.	40°C 103% 25°C 100% 0°C 86%
Container Material	ABS UL94 HB/UL94 V0	Self Discharge	SB batteries may be stored for up to 6 months at 25°C and then a freshening charge is required. For higher temperatures the time interval will be shorter.
Rated Capacity (25°C)	65.0Ah/3.25A, 20hr, 1.80V/cell 61.0Ah/6.10A, 10hr, 1.80V/cell 51.5Ah/10.3A, 5hr, 1.75V/cell 46.8Ah/15.6A, 3hr, 1.75V/cell 36.6Ah/36.6A, 1hr, 1.60V/cell	Life Expectancy	10-12 years according to EUROBAT
Max. Discharge Current	720A (5s)		
Internal Resistance / Impedance (1kHz)	Approx. 7.3mΩ		
Operating Temp. Range	Discharge: -15~50°C Charge: 0~40°C Storage: -15~40°C		

Dimensions

■ M6 Terminal Unit: mm [inches]





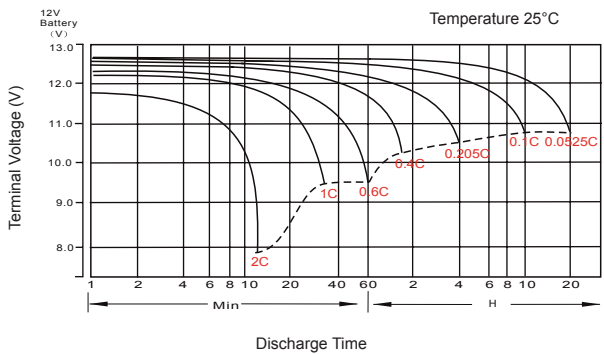
Constant Current Discharge (Amperes) at 25°C

F.V/Time	10min	15min	20min	30min	45min	1h	2h	3h	4h	5h	6h	8h	10h	20h
1.85V/cell	80.7	68.7	57.4	45.6	34.5	28.3	18.0	14.2	11.6	9.38	8.17	6.63	5.66	3.19
1.80V/cell	103.2	83.0	67.9	53.9	40.2	31.7	19.7	15.3	12.4	10.1	8.76	7.03	6.10	3.25
1.75V/cell	113.4	90.6	73.0	55.9	41.7	33.2	20.4	15.6	12.7	10.3	9.00	7.15	6.16	3.28
1.70V/cell	123.5	96.7	76.7	58.2	43.4	34.2	21.2	16.1	13.0	10.6	9.19	7.25	6.22	3.31
1.65V/cell	133.3	102.9	81.5	61.4	44.4	35.3	21.8	16.7	13.5	10.9	9.39	7.37	6.25	3.35
1.60V/cell	144.8	110.0	86.9	64.8	46.3	36.6	22.5	17.2	13.9	11.3	9.59	7.44	6.31	3.37

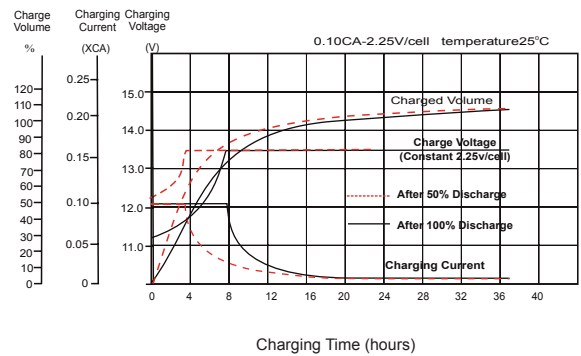
Constant Power Discharge (Watts/cell) at 25°C

F.V/Time	10min	15min	20min	30min	45min	1h	2h	3h	4h	5h	6h	8h	10	20h
1.85V/cell	149.1	128.1	108.2	87.0	66.4	54.6	35.0	27.8	22.7	18.4	16.1	13.1	11.2	6.32
1.80V/cell	188.3	152.7	126.1	101.1	76.6	60.8	37.9	29.7	24.2	19.7	17.2	13.8	11.9	6.43
1.75V/cell	203.6	164.8	134.3	104.1	78.8	63.3	39.2	30.1	24.6	20.1	17.6	14.0	12.0	6.48
1.70V/cell	216.9	173.5	140.1	107.7	81.6	65.1	40.7	30.9	25.2	20.6	17.9	14.2	12.1	6.54
1.65V/cell	231.9	183.0	147.7	112.7	82.9	66.8	41.6	32.1	26.0	21.1	18.2	14.4	12.3	6.61
1.60V/cell	246.0	192.5	155.7	118.2	85.9	68.8	42.7	32.9	26.7	21.7	18.6	14.5	12.4	6.64

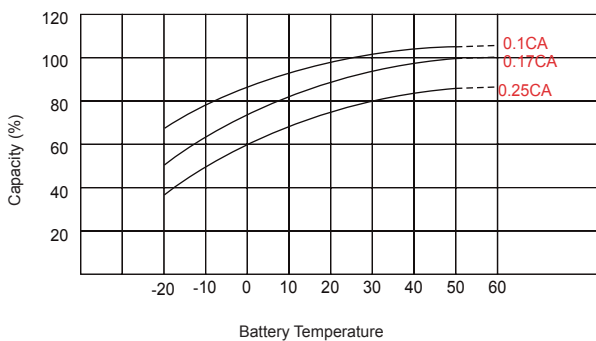
Discharge Characteristics



Float Charging Characteristics



Temperature Effects in Relation to Battery Capacity



Effect of Temperature on Long Term Float Life

