

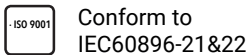
SBL40-12i (12V40Ah)



Applications

- Uninterruptable Power Supply (UPS)
- Electric Power System (EPS)
- Emergency backup power supply
- Emergency light
- Railway signal
- Alarm and security system
- Communication power supply
- DC power supply

Certificates



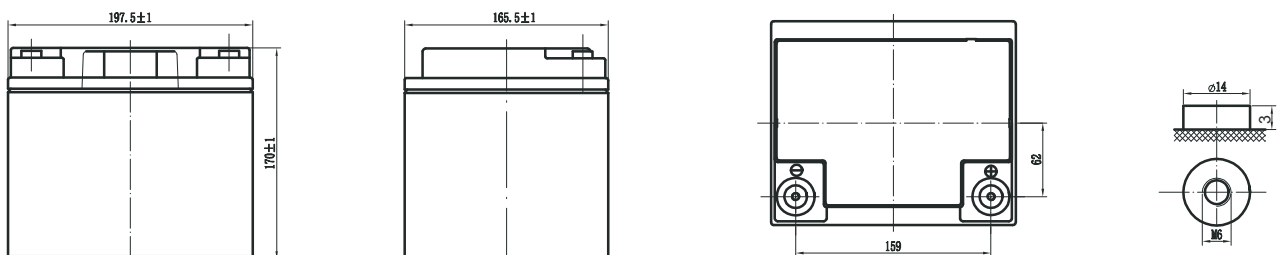
Specifications

Nominal Voltage	12V	Operating Temp. Range	Discharge: -20~50°C
Nominal Capacity	40.0Ah (C ₁₀ , 10.8V)		Charge: -10~50°C
Approx. Weight	13.8kg		Storage: -20~50°C
Terminal	M6	Cycle Use	Initial Charging Current less than 12.0A.
Container Material	ABS UL94 HB		Voltage 14.55V +1% at 20°C.
Rated Capacity (20°C)	42.2Ah/2.11A, 20hr, 10.8V		Temperature Coefficient -30mV/°C.
	40.0Ah/4.0A, 10hr, 10.8V	Standby Use	No limit on Initial Charging Current.
	38.08Ah/4.76A, 8hr, 10.5V		Voltage 13.65V +1% at 20°C.
	34.15Ah/6.83A, 5hr, 10.5V		Temperature Coefficient -20mV/°C.
	28.95Ah/9.65A, 3hr, 10.5V	Capacity affected by Temp.	40°C 103%
	24.9Ah/24.9A, 1hr, 9.6V		25°C 100%
Max. Discharge Current	400A (5s)		0°C 86%
Internal Resistance / Impedance (1kHz)	Approx. 9.7mΩ	Self Discharge	SSB batteries may be stored for up to 6 months at 20°C and then a freshening charge is required. For higher temperatures the time interval will be shorter.
Nominal Oper. Temp. R.	20±3°C	Life Expectancy	10-12 years according to EUROBAT

Dimensions

■ M6 Terminal

Unit: mm | Dimensions: 197.5 Length X 165.5 Width X 170 Height (170 Height incl. Terminal)



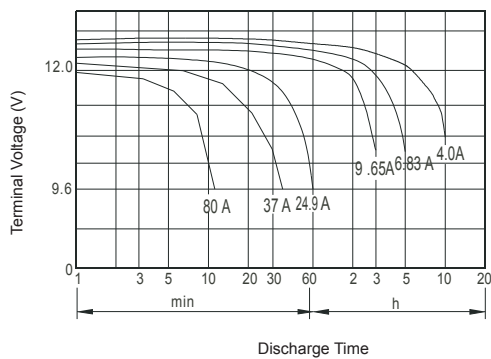
Constant Current Discharge (Amperes) at 20°C

End Point	10min	15min	30min	1h	1.5h	3h	5h	8h	10h	20h
1.60V/cell	86.5	70.7	39.9	24.9	18.5	10.3	7.22	4.99	4.20	2.22
1.65V/cell	82.2	67.1	38.7	24.6	18.2	10.1	7.10	4.92	4.15	2.20
1.70V/cell	77.8	64.5	37.3	24.2	17.9	9.89	6.97	4.84	4.10	2.18
1.75V/cell	73.6	61.0	36.1	23.9	17.6	9.65	6.83	4.76	4.05	2.15
1.80V/cell	69.9	55.2	35.8	23.5	17.3	9.43	6.66	4.69	4.00	2.11

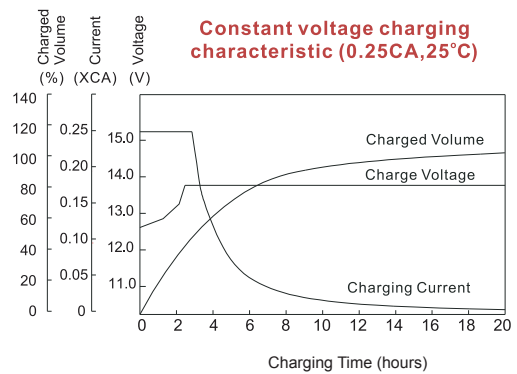
Constant Power Discharge (Watts/cell) at 20°C

End Point	10min	15min	30min	45min	1h	1.5h	2h	3h	5h	8h
1.60V/cell	158	124	81.2	60.2	49.9	36.7	27.5	21.0	14.0	7.43
1.65V/cell	152	120	78.8	59.0	49.2	36.2	27.1	20.7	13.8	7.33
1.70V/cell	144	117	76.3	57.8	48.3	35.5	26.6	20.3	13.6	7.22
1.75V/cell	138	113	73.8	56.6	47.5	35	26.2	20.0	13.4	7.11
1.80V/cell	130	109	71.3	55.4	46.7	34.4	25.8	19.6	13.3	7.06

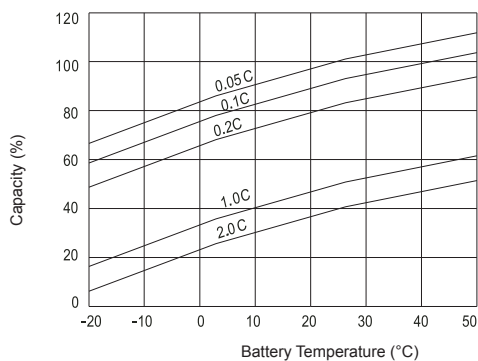
Discharge Characteristics



Float Charging Characteristics



Temperature Effects in Relation to Battery Capacity



Effect of Temperature on Long Term Float Life

